






# 30EX Brush Shredder

The **30EX Brush Shredder** stands out for its versatility and efficiency, designed to **clear small trees, grass, and brush** with ease. This model is compatible with compact excavators and backhoes, transforming them into effective long-reach boom mowers capable of handling high vegetation and trees. Its design is focused on a balance of **toughness and lightweight efficiency**, maximizing cutting power while conserving energy.




Excavator Size	Cut Width	Weight	Min. Hydraulics	Brush Capacity
				
8,000-13,000 lbs	30"	792 lbs	15-38 GPM	3.5" Inches

Optimized for performance, the 30EX balances a lightweight design with formidable cutting strength. Its strategic engineering enhances its ability to perform in diverse conditions, offering **reliable and consistent results**. This mower addresses the core needs of effective land management, providing a solution that cuts through tough vegetation with precision and ease. It is the **ideal tool for professionals** seeking power, durability, and efficiency in vegetation management.

## KEY FEATURES

- **Composite Dampener Washer:** Isolates operational vibration and increases drive component lifespan.
- **Wire Guards:** Anti-wrap design protects bearings and seals from debris.
- **Direct Drive Design:** Maximizes power transfer to cutter drum.
- **SAE Compliant:** Exceeds all SAE J1001 standards for flail mowers.
- **Single-Piece Frame:** Modern engineering increases strength.



**Bolt-on Reversible Knives:** Extends the life of flails by utilizing second edge.

## 30EX Specifications

Model #	30EX
Overall Width	56"
Number of Knives	18-Slicer   9-Center
Hydraulic Pressure Req	3,350 PSI
Motor Type	Gear

**SINGLE PIECE FRAME**  
Modern engineering increases strength


**CUSTOM MOUNT INCLUDED**  
Every model includes an excavator-specific mount

**HOSES & COUPLERS**  
Complimentary 100" hoses & 3/4" flat face couplers

**TRIPLE-FLAIL KNIVES**  
2.25-pound side slicer knives plus a 2-pound straight knife

**STANDARD THUMB SADDLE**  
Serrated edge works with excavator thumb to grab and remove debris or obstacles

## Standard Features On All EX Models



## Blades



CD-2500

CD-2500C

